


GUIDE

HF310

GDHF - GY01



Wuhan Guide Technology Co., Ltd.

.....	1
.....	1
.....	2
.....	2
.....	2
.....	3
.....	3
.....	4
.....	4
.....	6
.....	9
.....	10
.....	12
.....	12

GDHF - GY01

!

E - D N

GDHF - GY01

GDHF - GY01

GDHF - GY01 F F

GDHF - GY01

GDHF - GY01

- GDHF - GY01
- PC
-
-

36



CPU,

IO

PLC

PLC

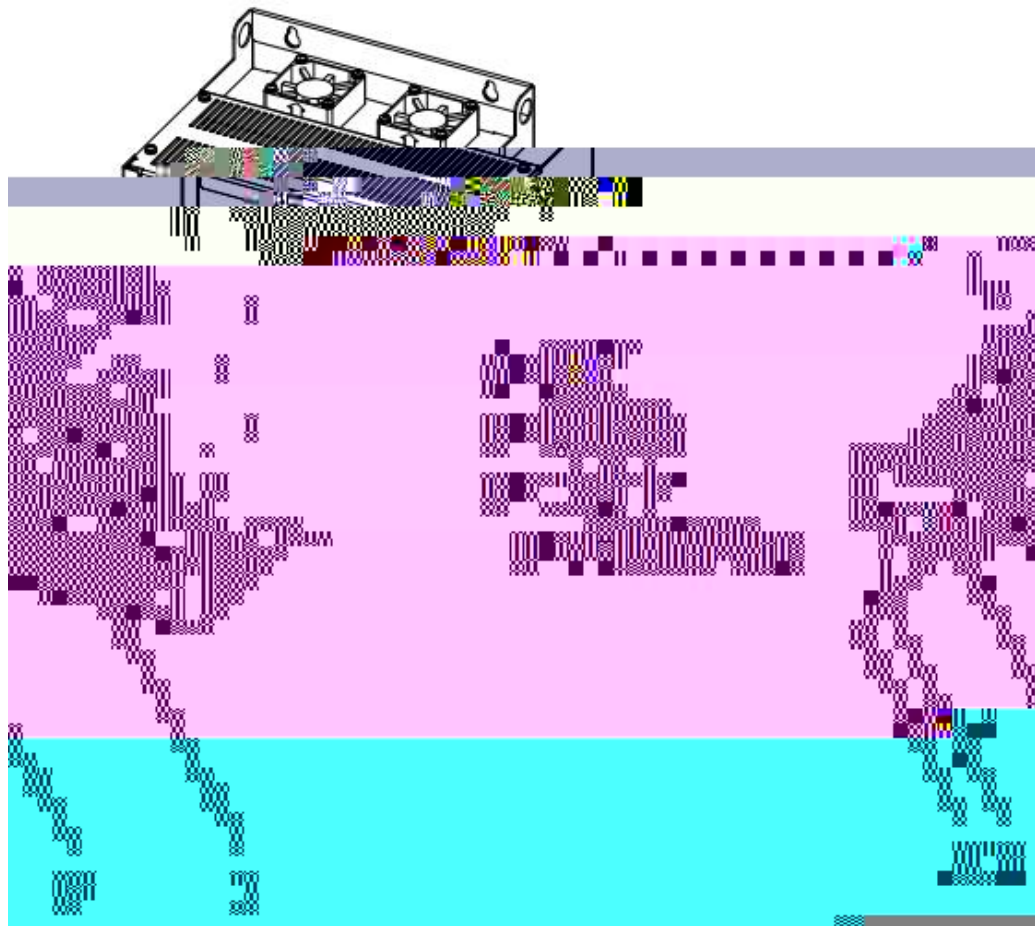
4.

PLC


5. PLC

PLC

6.




37kW



37kW

	24V- COM	24V	24V 24V 24V
	PW		24V
	DI 9- PW	9	1 2 3 3. 3K ; 9-30V
	DI 10- PW	10	
	DI 11- PW	11	
	DI 12- PW	12	
	DI 13- PW	13	
	DI 14- PW	14	
	DI 15- PW	15	
	DI 16- PW	16	
	DI 17- PW	17	
	DI 18- PW	18	
	DI 19- PW	19	
	DI 20- PW	20	
	DI 21- PW	21	
	DI 22- PW	22	
	DI 23- PW	23	
	DO6A- DO6C	6	250V, 3AC, COS =0.4, DC 30V, 1A AC
	DO7A- DO7C	7	250V, 3AC, COS =0.4, DC 30V, 1A AC

	DC8A- DC8C	8	250V, 3AC, COS =0. 4, DC 30V, 1A	AC
--	------------	---	-------------------------------------	----



110%	110%	P27
100%	100%	P27
90%	90%	P27
100%	100%	P27
90%	90%	P27
50%	50%	P27
25%	25%	P27
		2.5
		0.5Hz
DO		
90%	/	90% 90%



Wuhan Guide Technology Co., Ltd.



490223

86-027-87927230

shfw@gdete

6