

GUIDE

V1. 06

GDBU- 4045B

GDBU- 4220B

GDBU- 6300A

Wuhan Gui de Technology Co. , Ltd.

1.

2

3.

4.

5.

6.

1 1

1

"

" " "

" "

" "

!

3

4

5

6

7

8

1

2

3

4

5

2

GDBU

GDB4

GDBU- 4045B
GDBU- 4220B

BRAKI NG

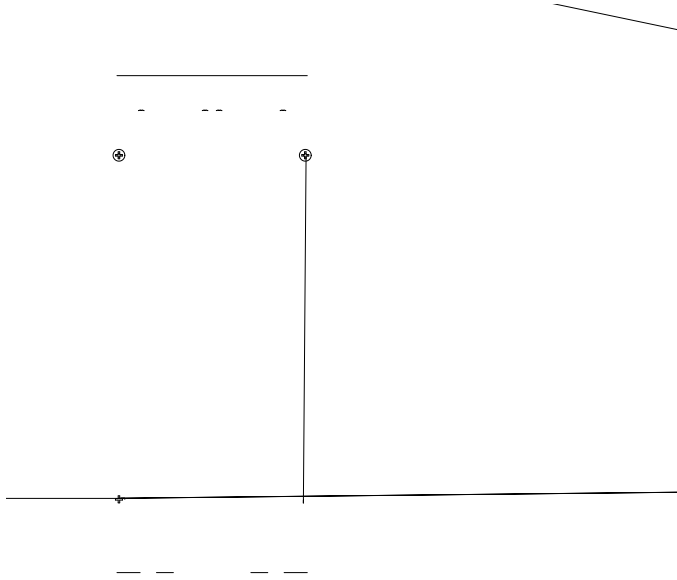
E >|

5

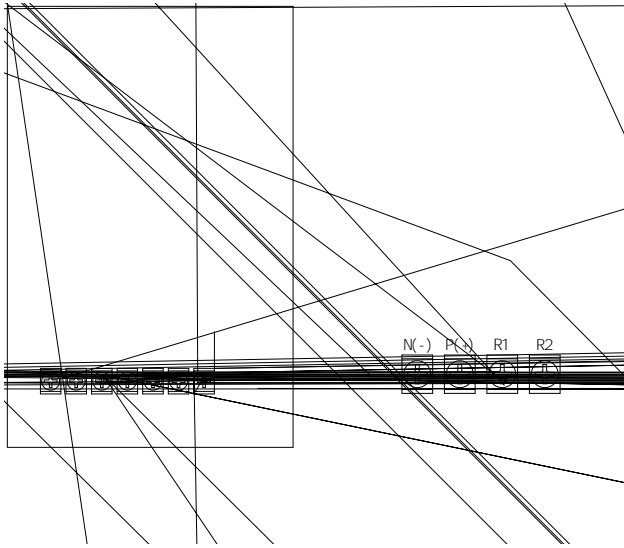
95%RH

6

3.2



3.3





4

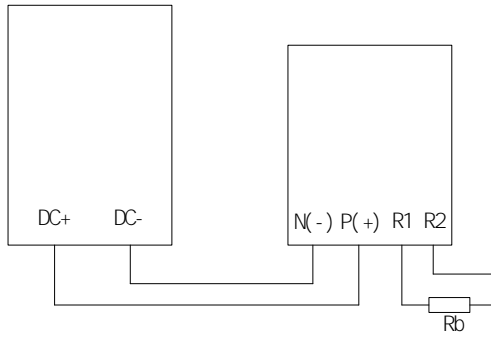
/ KIN.c

MASTER

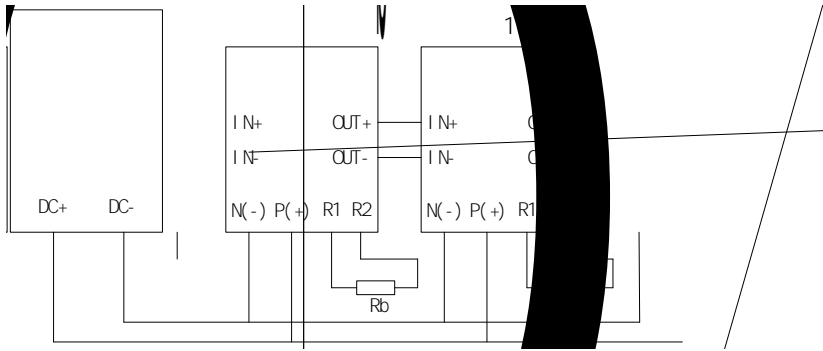
MASTER

MASTER

5



6



6.1

"

"

6.2

3

/

1

2

3

1

OUT+ OUT-

2

IN+ IN-

2

OUT+ OUT-

3

IN+ IN-

OUT+ OUT- IN+ IN-

7

7.1

GDBU- 4045B GDBU- 4220B

		GDBU- 4045B/GDBU- 4220B	
380V	340- 390V	630V	
400V	390- 410V	660V	
415V	410- 430V	690V	
440V	430- 450V	730V	
460V	450- 470V	760V	

GDBU- 6300A

		GDBU- 6300A	
660V	590- 675V	1030V	1060V
690V	676- 705V	1070V	1100V
720V	706- 759V	1120V	1150V

7.2

P

K

0.7

Q

S

1.4

Kc

Kc

Kc=5% ~ 20%

Kc=10% ~ 15%

Kc=10% ~ 20%

100m

Kc=20% ~ 40%

Kc=40% ~ 80%

$$K_C = 5\%$$

$$K_C = 10\%$$

$$= 1000 \times P \times K$$


$$Q = P \times K \times K_C \quad S = P \times 0.7 \times K_C \times 1.4$$

$$Q = P \times K_C$$

$$= \quad \times$$

$$K_C$$

8



IGBT

1

2

CU

3

GDBU- 4045B/4220B

80° C

4

(COM/NC/NO)

GDBU- 6300A =E



—

9. 3

400V

(kW)			(150%)		
	()	()		()	
37	GDBU- 4045B	1	12. 7	20kW	1
45		1	12. 7	30kW	1
55		2	12. 7	15kW	2
75		2	12. 7	20kW	2
90		2	12. 7	25kW	2
110		3	12. 7	20kW	3
132	GDBU- 4220B	1	3. 2	70kW	1
160		1	3. 2	80kW	1
185		1	3. 2	100kW	1
220	GDBU- 4045B	1	12. 7	20kW	1
	GDBU- 4220B	1	3. 2	90kW	1
250	GDBU- 4045B	1	12. 7	20kW	1
	GDBU- 4220B	1	3. 2	100kW	1
315	GDBU- 4220B	2	3. 2	80kW	2
355		2	3. 2	90kW	2
400		3	3. 2	80kW	3

1.

2. 220kW 250kW 4045B
 4220B

10

10.1

10.2

1

2

3

10.3

1

2

3

4

5

6

7

8

9

Wuhan Guide Technology Co., Ltd.

6

430223

86-027-87927230

shfw@gdetec.com

www.gdetec.com

400-0077-570