

# **GUIDE**

V1. 02

Wihan Gui de Technol ogy Co. , Ttd.

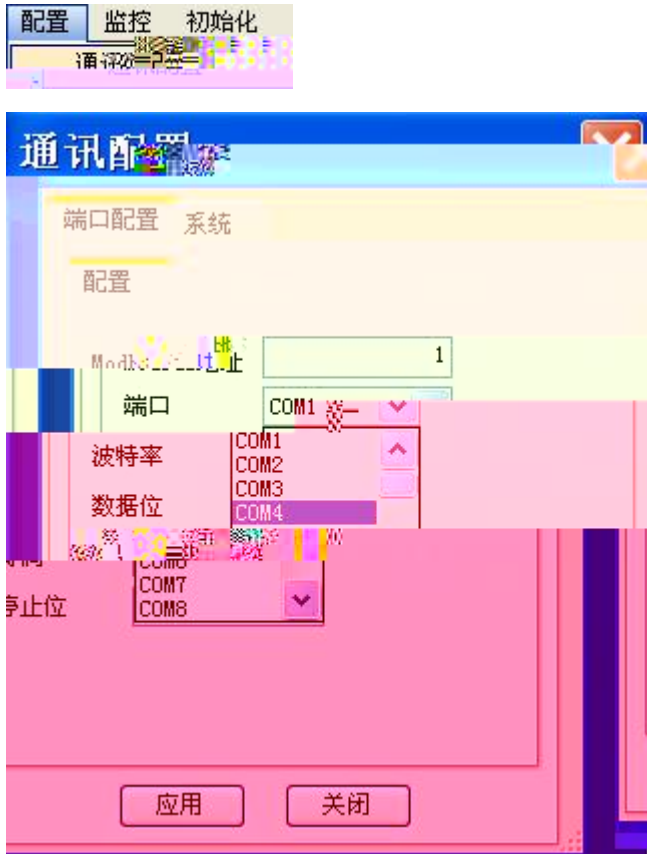


	.....	1
1. 1	USB HF500 .....	1
1. 2	.....	3
	.....	5
2. 1	.....	5
2. 2	.....	5
2. 3	.....	5
	.....	6
3. 1	.....	7
3. 2	.....	8
3. 3	.....	8
3. 4	.....	9
/	.....	10
	.....	10
/ /	.....	11
6. 1	.....	12
6. 2	.....	12
6. 3	.....	13
6. 4	.....	13
	.....	13
	.....	14
8. 1	.....	15
8. 2	.....	15
	.....	18
	.....	19
	.....	20
Boot Loader	.....	20









1.2

1 232 USB

2 WFI

1 232 USB

D 232 USB




RJ45



D

3	2	RX

4	3	TX
1	1	V+
2	5	GND



232 USB

2 WFI

WFI

RJ45

USR-VCOM

" 1.1 USB

"

WFI



WFI



TCP Client

IP

10.10.100.254

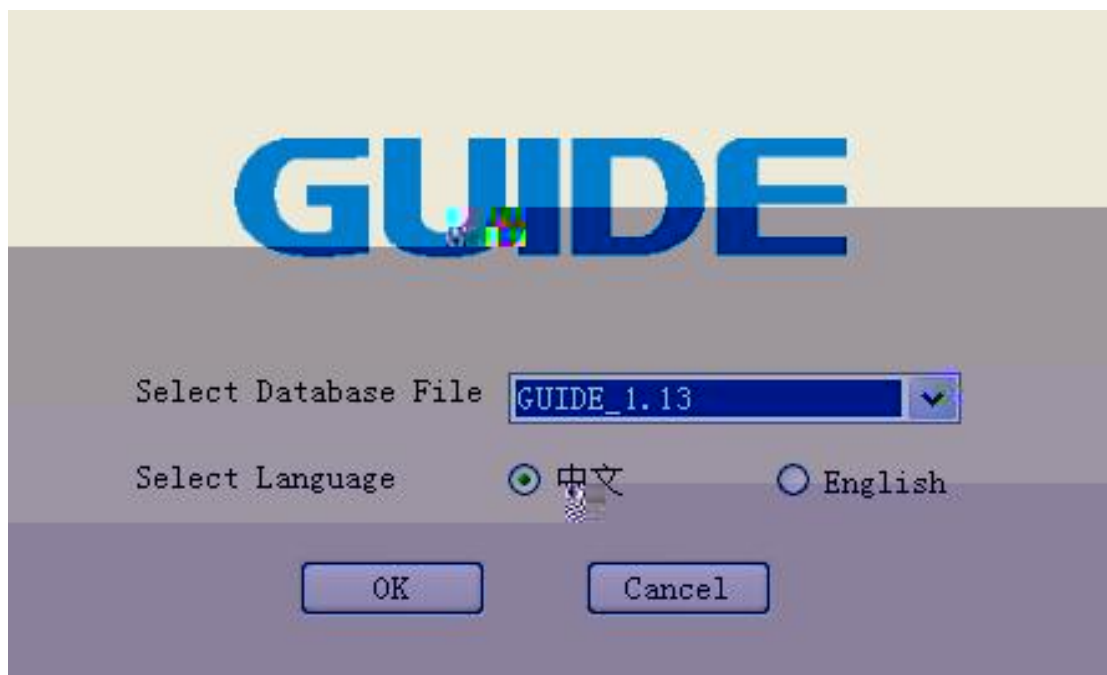
8899



---

Select Database File

Select Language



3.1



" "

" "

COM

COM



端口: COM1 初始化功率: [19] 250kW


### 3.2



AFE


108.15/108.16

### 3.3

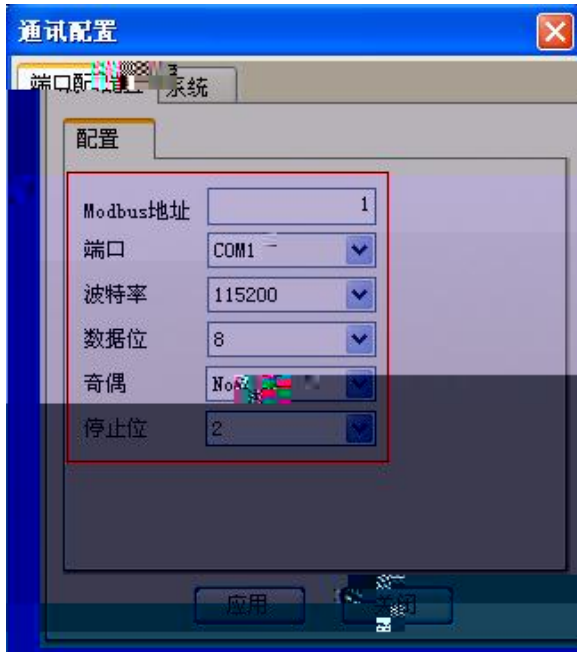


---

# BOB



ModBus 1



“ ”


/ /





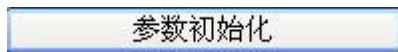
---

## 6.3

 所有参数

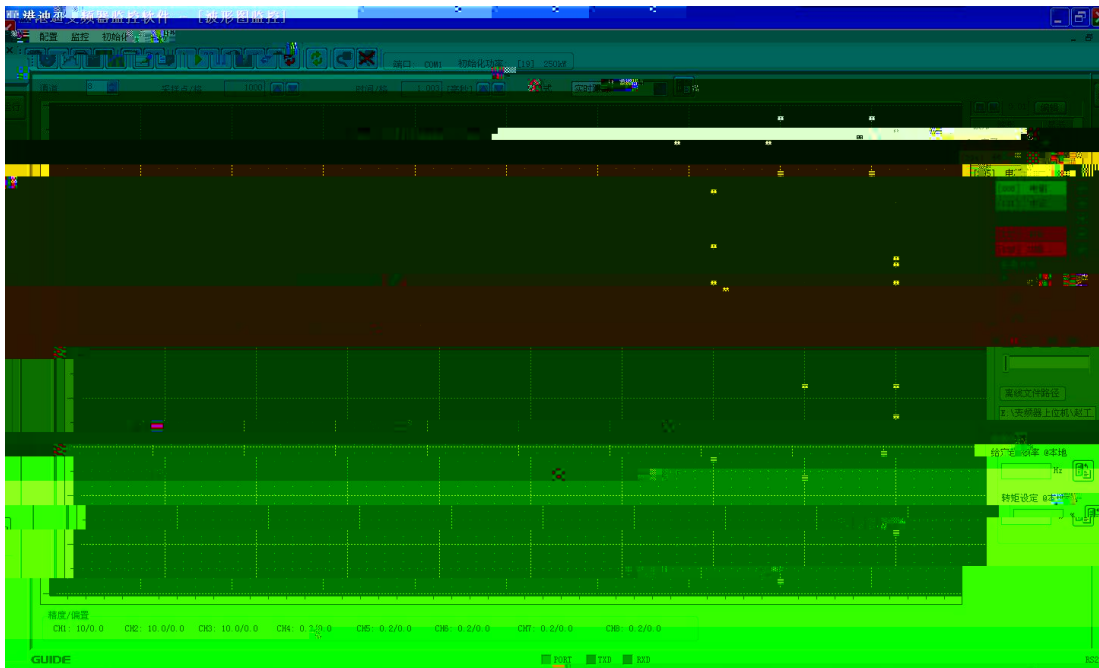


xl s



(P0 )

“ ”



## 8.1



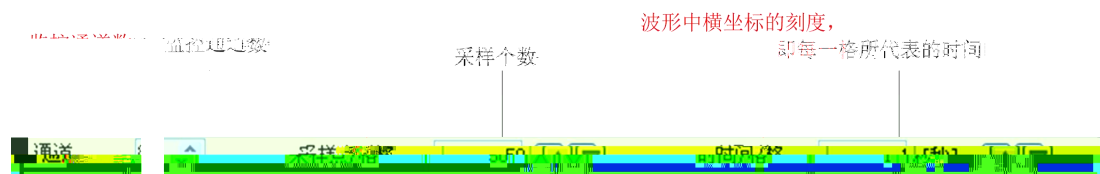
8

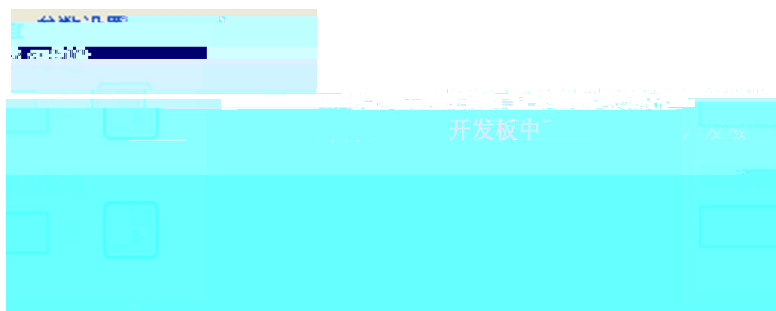


49


## 8.2

1





" " / 100 / 1 /  
" " / " "



0.5\*20=10

2



A. " "

B. " "

```
$\Gui del nvSoft\OffLi neData\WaveTrace  
" COM _ _ _onOffLi ne. data"  
100M
```

C. " " " "



3

运行

停止

4

A.

B.

# D

C.

"

"

# III



显示错误的 取阀值为: 0为 数据从变频器 数据从离线 加载本地 点击此处查看帮助

保存画面前 保存所有故障信息 清除故障

记录: 0000

返回故障列表

"

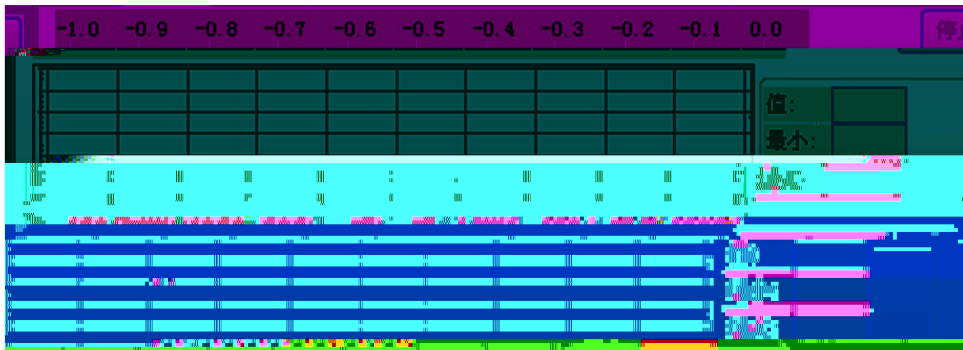
"



跟踪

错误发生前

错误发生时





0.0 -1.0 0.0



数字量输入/信号源 - 组在表二右

数字量输入/信号源 - 组在表二右  
输入信号, 操作方式: 输入信号



---

1



---

DSP

BootLoader

DSP

flash



232